



Troop 250G Uniform Guidance

The uniform makes the Scout troop visible as a force for good and creates a positive youth image in the community. Scouting is an action program, and wearing the uniform is an action that shows each Scout's commitment to the aims and purposes of Scouting. The uniform gives the Scout identity in a world brotherhood of youth who believe in the same ideals. The uniform is practical attire for Scout activities and provides a way for Scouts to wear the badges that show what they have accomplished. We encourage all scouts and leaders to wear their uniforms to all patrol meetings, troop meetings, and scout outings.

The tan and green Scouts BSA uniform is a well-known symbol of American scouting. All scouts in the program wear the same uniform with the major differences being the badges each scout has earned and the troop specific neckerchief.

Most scout troops also have an activity uniform which is often a t-shirt customized just for the troop. Activity uniforms are worn for work projects, sporting activities, and other events in which the dress uniform might get damaged. The official dress uniform is commonly referred to as the 'Class A' uniform and the activity uniform as 'Class B' even though these are not correct BSA terms.

Apparel

Shirt: Official khaki BSA Shirt, long or short sleeve, green epaulets

Socks: Official BSA socks, short to tall

Belt: Official BSA web belt or leather Scout belt with buckle of your choice.

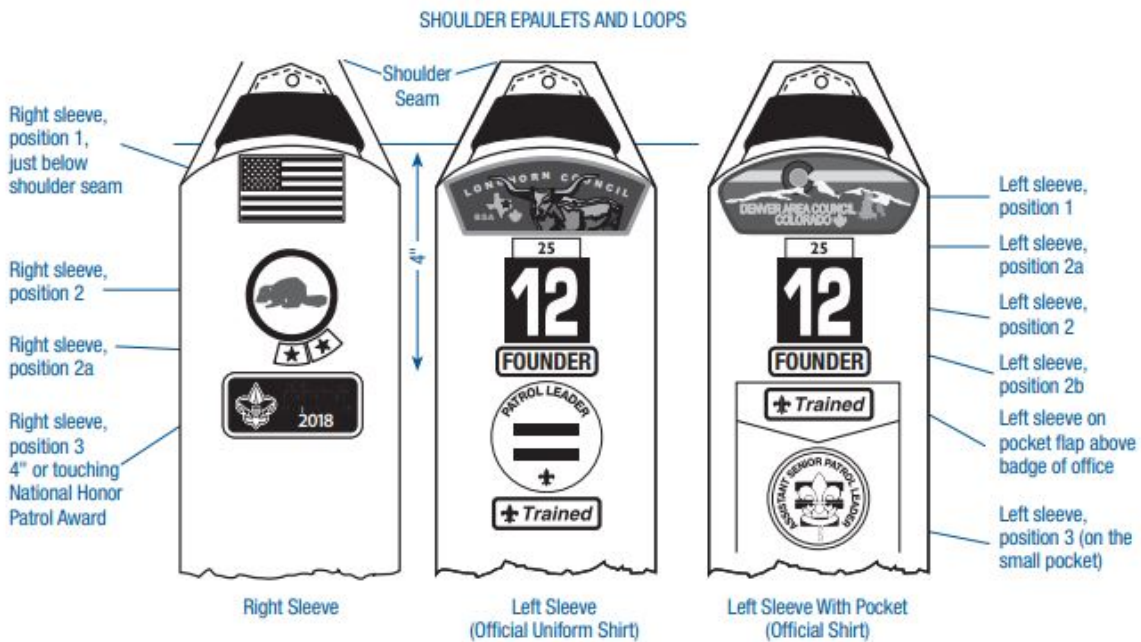
Pants/Short/Skorts: Official BSA olive green, non-BSA pants/shorts/skorts are permitted as back up if similar color

Shoes: must be neat and clean. Close toed shoes are recommended as best practice. Waterproof boots are recommended for camping.

Headgear: headgear is optional. Troop 250G does not have uniform hats however some type of scout related headgear is recommended for outings for weather and sun protection

Neckwear: Troop 250G does not have a uniform kerchief.

SCOUTS BSA INSIGNIA



Shoulders: Olive Green Epaulets

Right Sleeve:

- American Flag, provided on the shirt
- Patrol Patch, provided by the troop
- Honor Awards, provided by troop once earned

Left Sleeve:

- Palmetto Council Patch
- Troop Numbers, 250 green on tan
- Red Founder Bar, available for 2019 T250 girl troop members only
- Position of Responsibility, provided by troop when elected
- Trained, provided by troop when earned


One additional piece of clothing is the merit badge sash. I recommend you purchase the longer sash if you think your scout will be tall. Merit badge sashes are worn to formal occasions such as Courts of Honor. The badges can be displayed in rows of two or three, starting three inches down from the top of the sash. There is no required ordering of badges. The scout can put all silver-bordered Eagle-required badges first, followed by green-bordered elective badges. Or, display them alphabetically, or by favorites, or by color, or in the order earned (which is most common).

When the front of the sash is full, additional merit badges can be displayed on the back or on a second or third sash. The merit badge sash is worn draped over the right

shoulder and left hip. Only ONE sash is worn at a time. A second sash is NOT worn over the shoulder, nor tucked into the belt. The same is true for Order of the Arrow sashes. The scout wears either a merit badge sash or an OA sash, but not more than one sash at a time.

T250 tradition is to start wearing the sash once six merit badges have been earned, but this is not a requirement. You can wear a sash with one merit badge.

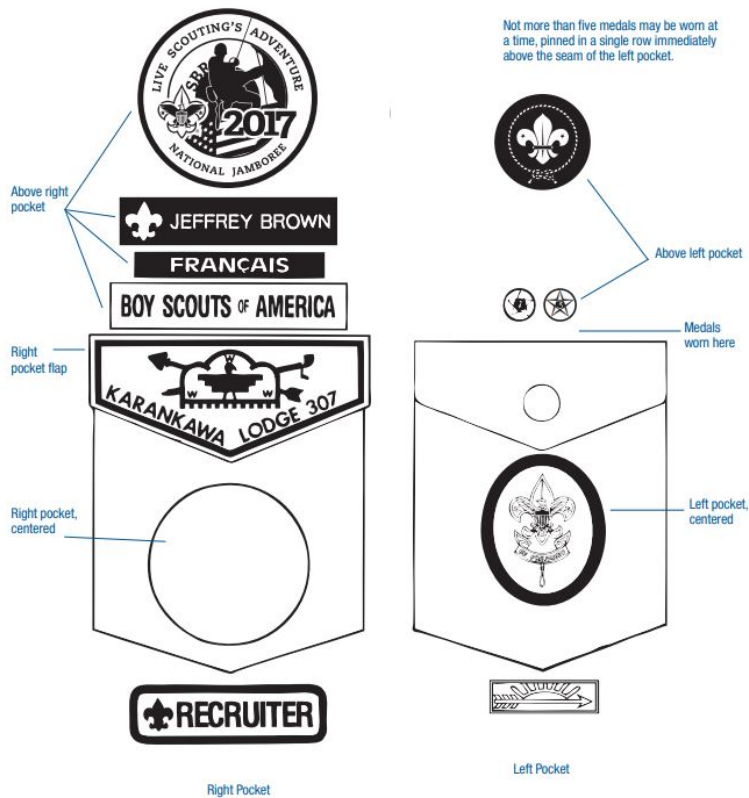
If a long-sleeve Scout shirt is owned by the Scout, they are allowed to place up to 6 merit badges on the left sleeve in rows of two, starting at the beginning of the cuff (see below graphic).



Placement of merit badges on sash and long-sleeve shirt

For more information refer to BSA Scouts Guide to Awards and Insignia
<https://www.scouting.org/resources/insignia-guide/>

Front of the Shirt



Right Pocket:

- BSA Scouts or BOY SCOUTS of AMERICA is centered above pocket, provided on shirt
- Additional Training Patch such as SEALS or NYLT below name tag or above BSA patch.
- Order of the Arrow, on pocket flap, potentially earned after First Class Scout and voted into the group by peers
- National Outdoor Award, awarded by troop when earned
- Recruiter, awarded by troop when earned
- Totin Chip and Firem'm Chit, worn temporary on right pocket, not on the pocket flap, remove once First Class Rank

Left Pocket

- World Crest Emblem, provided on the shirt
- World Crest Ring Emblem, optional
- Messenger of Peace Ring, provided by troop when earned
- BSA Rank Patch, center of left pocket, provided by troop when earned
- Arrow of Light, earned when bridging from Cub to Troop levels